


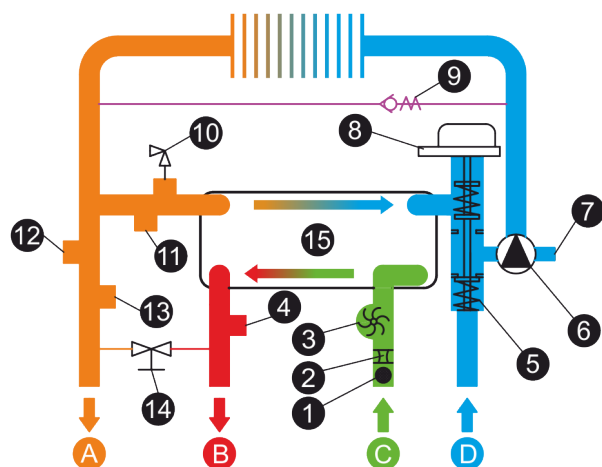
Gruppi idraulici - HB-117



Proprietà Costruttive

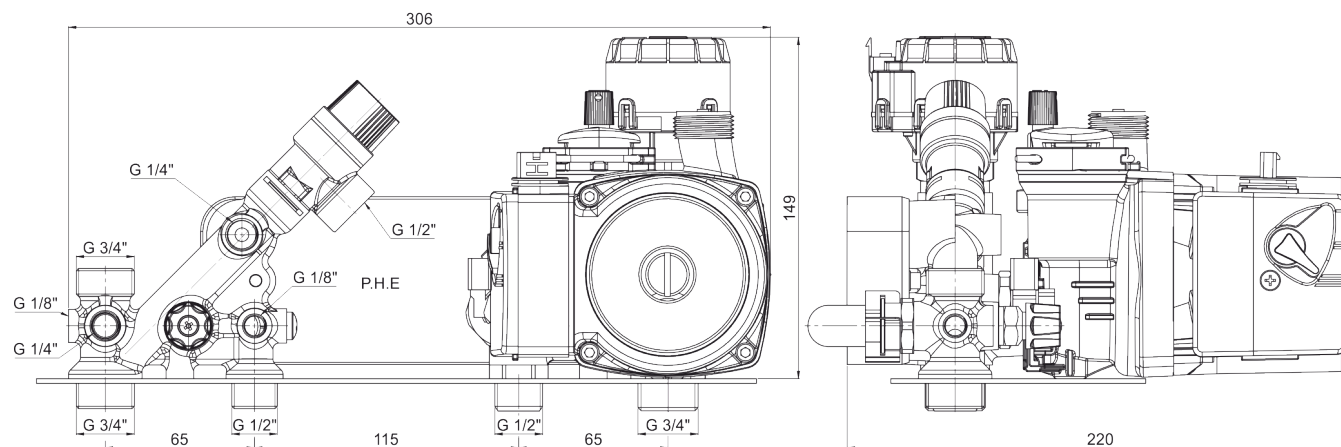
Flow Detection	· Turbine Type Flowmeter with Hall Effect Sensor
Pump Connection	· Front
By-Pass Type	· External - Through copper tube
Material	· CuZn40Pb2 (CW617N)
Flow Regulator	· 6 to 22 (lt/min)
Pressure Relief Valve	· 3 bar ½"

Immagine di disegno tecnico - HB-117



- | | |
|-------------------------------|--------------------------------------|
| 1 DHW Filter | 9 External Bypass |
| 2 Flow Regulator | 10 Safety Valve |
| 3 Flow Sensor | 11 Pressure Switch Sensor Connection |
| 4 NTC Sensor Connection | 12 Heating Temp. Sensor Con. |
| 5 3 Way Valve | 13 Drain Valve |
| 6 Circulation Pump | 14 Filling Tap |
| 7 Expansion Vessel Connection | 15 Plate Heat Exchanger |
| 8 3 Way Valve Motor | |
-
- | | |
|----------------------------|---------------------------|
| A Heating Delivery CH | C Sanitary Water Inlet DW |
| B Sanitary Water Outlet DW | D Heating Return CH |

/



/